









# AC.TOP

1200Mbps 11ac Ceiling Mount PoE AP

-  1200Mbps Dupla Banda em simultâneo
-  2X Distância de Cobertura
-  Porta Rede POE Gigabit
-  100 Utilizadores Wireless em Simultâneo
-  Incorpora Servidor Radius
-  Central Management (Gestão Central)
-  Suporta Controle de Acesso
-  Até 32 SSID



**AirLive  
Central Wireless**

## 100% MAIOR COBERTURA



Rádios Hi-Power e 4 antenas MIMO permitem ao AC.TOP fornecer até 2 vezes maior cobertura em comparação com os normais Pontos Acesso.

## GRATUITO SOFTWARE CENTRAL MANAGEMENT



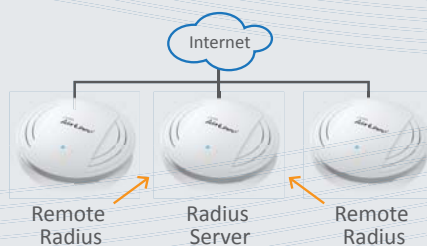
Descobre e configura múltiplos pontos acesso wireless de uma forma fácil de usar para software base Windows.

## INCORPORA SERVIDOR RADIUS




Controla acesso WiFi por nome utilizador e password. Podem ser criadas até 256 contas. Esta é a solução hotspot de baixo custo para hotéis e empresas controlo acesso wireless.

## CENTRAL ACCOUNT MANAGEMENT



Você pode instalar vários AC.TOP e atribuir o servidor radius central. Assim, todas as contas de acesso podem ser geridas de forma centralizada

## ATÉ 100 UTILIZADORES WIRELESS



**Utilizadores Wireless**

Duplo rádio e potente CPU permite ao AC.TOP lidar até 100 utilizadores WiFi (50 em cada rádio)

## Specifications

### Chipset

- MEDIATEK MT7620A (CPU) +QCA9882
- 16MB SPI Flash
- 64MB DDR2 RAM

### LAN Port

- 10/100/1000M (Auto-MDI/MDI-X) UTP Port x1

### Antenna

- 2 X 2.4G 3dBi + 2 X 5G MIMO Internal Antenna

### Frequency Range

- 2.4G : 2.4000~2.4835GHz (Industrial Scientific Medical Band)
- 5G : 5180 ~5240GHz ETSI.FCC  
5745 ~ 5825GHz for FCC

### Data Rate

- 11n (40MHz): MCS0-7, up to 300Mbps
- 11n (20MHz): MCS0-7, up to 144Mbps
- 11g: 6, 9, 12, 24, 36, 48,54Mbps
- 11b: 1, 2, 5.5, 11Mbps
- 11ac(80Mhz): MSC0-9 , up to 866Mbps

### Wireless Security

- WEP
- WPA-RADIUS
- WPA-PSK
- 802.1x/EAP
- WPA2-PSK

### Software

- Web Base Management
- Setup Wizard
- Wireless Mode: AP, WDS RepeaterDisable the SSID
- Support Auto Channel
- Channel Width Setting
- Data Rate Selection
- Tx Power Adjustment
- Fragment Threshold
- RTS Threshold
- Beacon Interval
- Preamble Type
- CTS Protection
- Short GI
- DTIM Period
- Wireless Access Control
- Wireless Site survey
- WPS
- Wireless Scheduling
- Build in Radius Server and Account
- Support Dynamic / Static IP address Assignment

- Device Name Setting
- Support NTP and Daylight Saving
- Password Changeable
- Support HTTPS
- SNMP v1/2c Get/Set Community
- SNMP Trap with Private MIB
- Firmware Upgrade
- Configuration Backup and Restore
- Device Statistics
- System Log in the Device and Remote Log Server
- Schedule Reboot

### Management Feature

- IP Wizard
- AirLive Central Wireless
- SNMP v1/v2c
- Web Management

### Output Power(EIRP)

- ETSI  
2.4GHz : 19±1dBm  
5GHz : 22±1dBm
- FCC  
2.4GHz : 26±1dBm  
5GHz : 26±1dBm

### Receive Sensitivity

- 2.4GHz:  
11b(11M): -90±2dBm  
11g(54M): -75±2dBm  
11n(20MHz, MCS7):-70±2dBm  
11n(40MHz, MCS7):-70±2dBm
- 5GHz:  
11a(54M): -72±2dBm  
11n(20MHz, MCS7): -68±2dBm  
11n(40MHz, MCS7): -68±2dBm  
11ac(80MHz, VHTMCS9): -58±2dBm

### Power

- 12V / 1A Switch Power Adapter
- 802.3af PoE Input

### Temperature

- Operating: 0~50°C
- Storage: -20~60°C

### Humidity

- Operating: 10~90% (Non-Condensing)
- Storage: Max.95% (Non-Condensing)

### Certification

- CE,FCC

## Ordering Information:

**AirLive AC. TOP** 11 AC Wide Range Ceiling Mount PoE Access Point